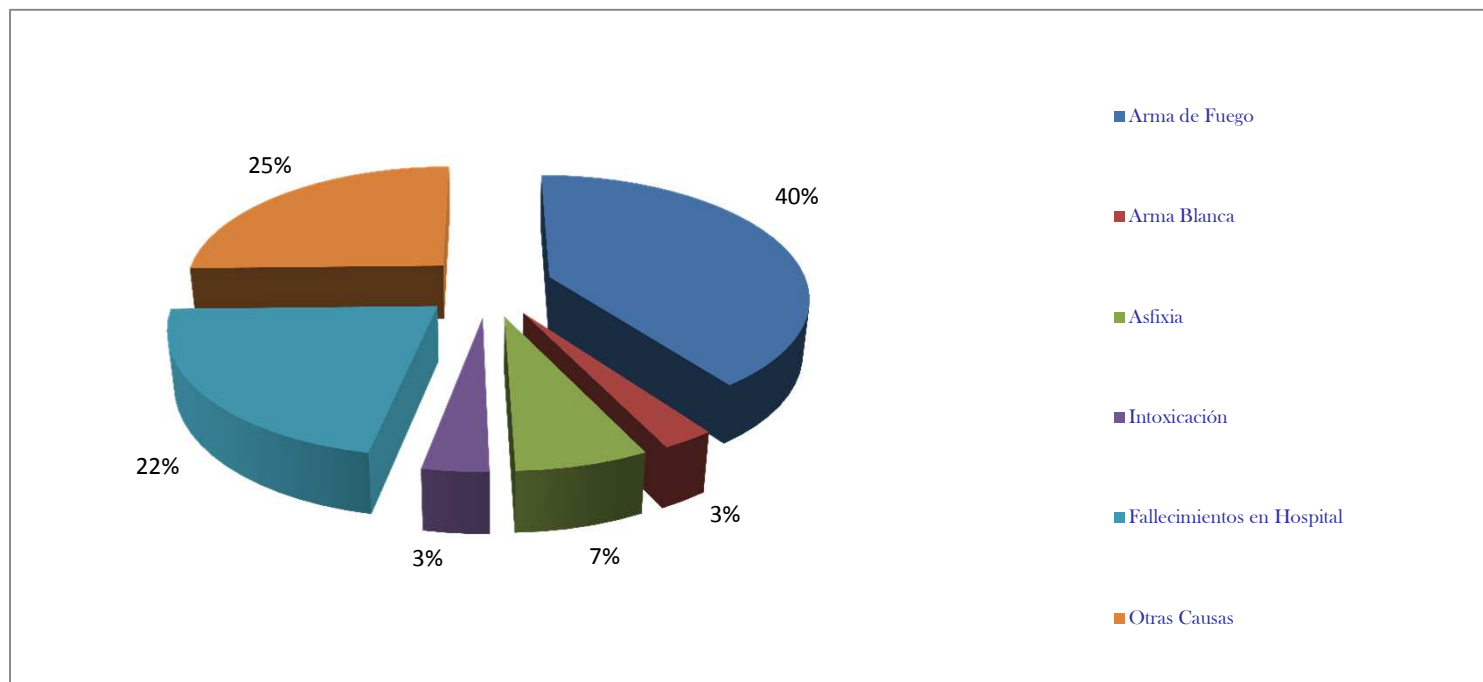


| SEDE | NECROPSIAS EFECTUADAS POR CASO SEGÚN DESCRIPCION | | | | | | | | | | | | | | |
|------------------------------------|--|-----------|------------------------|----------|--|-----------|------------|--------------|-----------|---|-----------|--------------|-----------|-------------|------------|
| | Heridas Proyectil Arma de Fuego | | Heridas Arma Blanca | | Asfixias en sus diferentes modalidades | | Total | Intoxicación | | Fallecimientos en Hospital por causas a determinar | | Otras causas | | Indefinido* | Total |
| | M | F | M | F | M | F | | M | F | M | F | M | F | I | |
| ANTIGUA GUATEMALA, SACATEPÉQUEZ | 5 | 0 | 0 | 0 | 1 | 0 | 6 | 0 | 0 | 2 | 2 | 4 | 4 | 0 | 12 |
| CHIMALTENANGO | 4 | 0 | 1 | 0 | 1 | 1 | 7 | 0 | 1 | 6 | 2 | 15 | 2 | 0 | 26 |
| CHIQUIMULA | 11 | 0 | 4 | 0 | 2 | 1 | 18 | 1 | 3 | 2 | 0 | 13 | 2 | 0 | 21 |
| COATEPEQUE, QUETZALTENANGO | 10 | 1 | 0 | 0 | 1 | 0 | 12 | 2 | 1 | 3 | 0 | 5 | 0 | 0 | 11 |
| COBÁN, ALTA VERAPAZ | 6 | 0 | 0 | 0 | 1 | 0 | 7 | 1 | 2 | 1 | 1 | 7 | 5 | 0 | 17 |
| CUILAPA, SANTA ROSA | 18 | 3 | 1 | 1 | 3 | 0 | 26 | 0 | 1 | 3 | 0 | 6 | 0 | 0 | 10 |
| ESCUINTLA | 27 | 4 | 2 | 0 | 5 | 0 | 38 | 0 | 1 | 7 | 2 | 21 | 8 | 1 | 40 |
| GUASTATOYA, EL PROGRESO | 4 | 0 | 1 | 0 | 1 | 0 | 6 | 1 | 0 | 0 | 0 | 3 | 3 | 1 | 8 |
| HUEHUETENANGO | 8 | 0 | 1 | 0 | 4 | 0 | 13 | 0 | 0 | 1 | 0 | 5 | 0 | 0 | 6 |
| INACIF CENTRAL | 162 | 15 | 5 | 3 | 19 | 4 | 208 | 1 | 1 | 111 | 39 | 64 | 13 | 5 | 234 |
| JALAPA | 8 | 0 | 0 | 0 | 0 | 1 | 9 | 0 | 1 | 0 | 0 | 4 | 1 | 0 | 6 |
| JUTIAPA | 21 | 6 | 0 | 0 | 2 | 2 | 31 | 1 | 1 | 0 | 1 | 8 | 4 | 0 | 15 |
| MALACATÁN, SAN MARCOS | 13 | 0 | 0 | 0 | 1 | 0 | 14 | 0 | 0 | 2 | 1 | 1 | 0 | 0 | 4 |
| POPTÚN, PETÉN | 4 | 1 | 0 | 0 | 0 | 0 | 5 | 2 | 0 | 1 | 0 | 1 | 0 | 0 | 4 |
| PUERTO BARRIOS, IZABAL | 22 | 1 | 1 | 0 | 0 | 0 | 24 | 0 | 0 | 5 | 1 | 2 | 2 | 0 | 10 |
| QUETZALTENANGO | 5 | 0 | 0 | 0 | 0 | 2 | 7 | 1 | 0 | 3 | 3 | 2 | 4 | 0 | 13 |
| RETALHULEU | 2 | 0 | 0 | 0 | 2 | 0 | 4 | 2 | 1 | 2 | 0 | 2 | 0 | 0 | 7 |
| SALAMÁ, BAJA VERAPAZ | 1 | 1 | 0 | 0 | 1 | 0 | 3 | 0 | 0 | 0 | 1 | 8 | 0 | 0 | 9 |
| SAN BENITO, PETÉN | 14 | 1 | 1 | 0 | 0 | 0 | 16 | 1 | 0 | 2 | 1 | 2 | 0 | 0 | 6 |
| SAN MARCOS | 2 | 0 | 0 | 0 | 1 | 0 | 3 | 0 | 0 | 1 | 0 | 3 | 0 | 0 | 4 |
| SANTA CRUZ DEL QUICHÉ | 3 | 0 | 0 | 0 | 1 | 1 | 5 | 1 | 1 | 1 | 0 | 1 | 0 | 0 | 4 |
| SOLOLÁ | 1 | 0 | 0 | 0 | 2 | 0 | 3 | 0 | 0 | 4 | 0 | 1 | 0 | 0 | 5 |
| SUCHITEPÉQUEZ | 7 | 2 | 2 | 0 | 3 | 0 | 14 | 1 | 0 | 5 | 2 | 6 | 0 | 0 | 14 |
| TIQUISATE, ESCUINTLA | 4 | 0 | 2 | 0 | 3 | 0 | 9 | 3 | 1 | 0 | 0 | 2 | 0 | 0 | 6 |
| TOTONICAPÁN | 0 | 0 | 0 | 0 | 1 | 0 | 1 | 0 | 0 | 0 | 1 | 6 | 3 | 0 | 10 |
| ZACAPA | 9 | 1 | 1 | 2 | 3 | 0 | 16 | 2 | 0 | 0 | 1 | 5 | 2 | 1 | 11 |
| TOTAL | 371 | 36 | 22 | 6 | 58 | 12 | 505 | 20 | 15 | 162 | 58 | 197 | 53 | 8 | 513 |

POR CAUSA DE MUERTE

| Causa de Muerte | No. | % |
|----------------------------|-------------|-------------|
| Arma de Fuego | 407 | 40% |
| Arma Blanca | 28 | 3% |
| Asfixia | 70 | 7% |
| Intoxicación | 35 | 3% |
| Fallecimientos en Hospital | 220 | 22% |
| Otras Causas | 258 | 25% |
| TOTAL | 1018 | 100% |

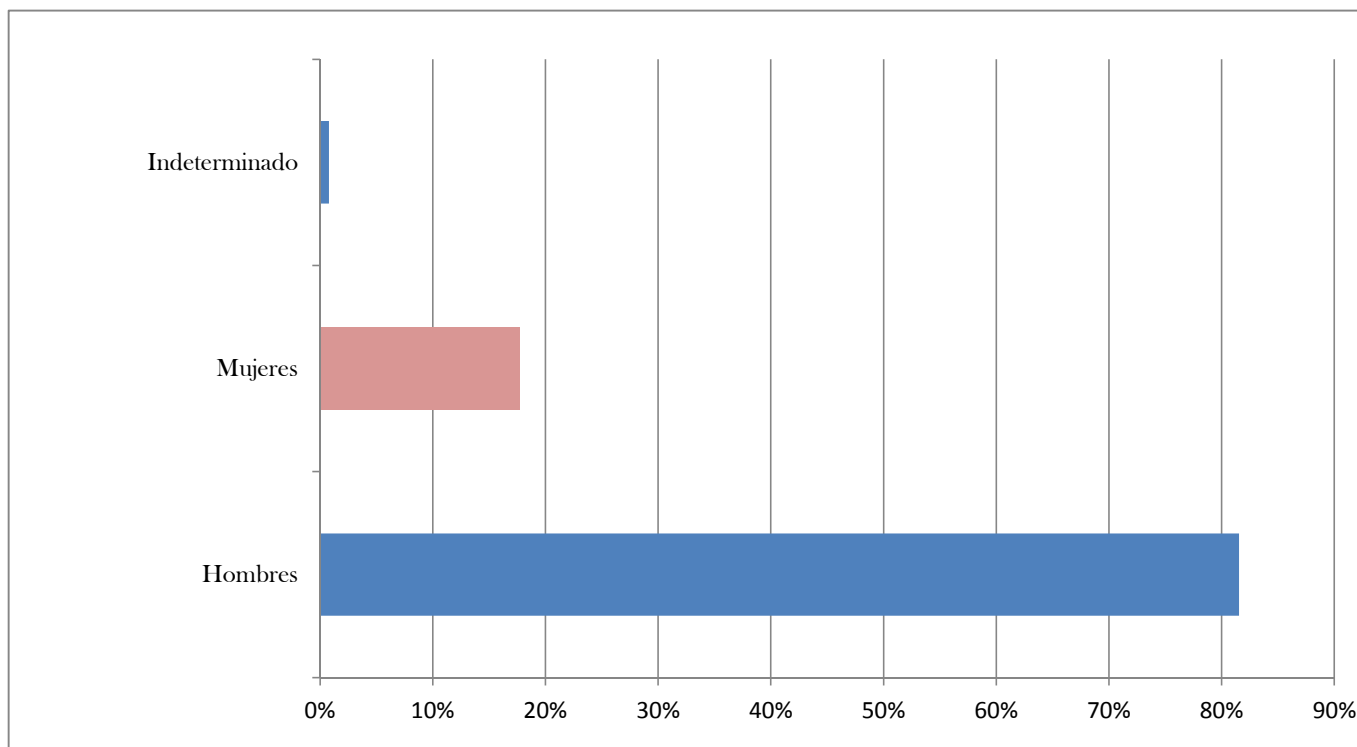


ESTADISTICA SOBRE NECROPSIAS REALIZADAS EN LAS SEDES PERICIALES

DEL 01 AL 28 DE FEBRERO DE 2011

POR GÉNERO

| Género | No. | % |
|---------------|-------------|----------|
| Hombres | 830 | 82% |
| Mujeres | 180 | 18% |
| Indeterminado | 8 | 1% |
| TOTAL | 1018 | 1 |

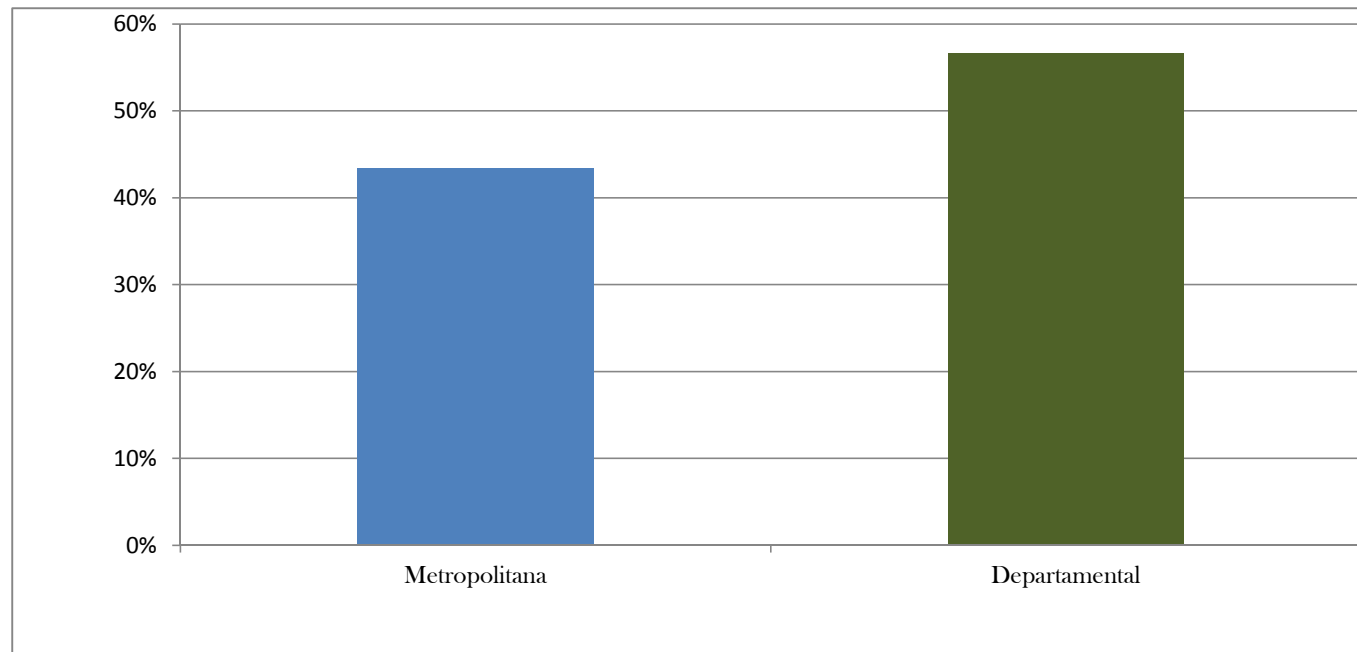


ESTADISTICA SOBRE NECROPSIAS REALIZADAS EN LAS SEDES PERICIALES

DEL 01 AL 28 DE FEBRERO DE 2011

POR ÁREA

| Área | No. | % |
|---------------|------|------|
| Metropolitana | 442 | 43% |
| Departamental | 576 | 57% |
| TOTAL | 1018 | 100% |



POR DEPARTAMENTO

